



T.C. TİCARET
BAKANLIĞI
ULUSLARARASI
ANLAŞMALAR VE
AVRUPA BİRLİĞİ
GENEL MÜDÜRLÜĞÜ
Tarih: 18/05/2026
Sayı: E-16934678-
724.01.02-00122309870
Sistem Kayıt Tarihi:
18/05/2026

T.C.
TİCARET BAKANLIĞI
İşmler ve Avrupa Birliği Genel Müdürlüğü

Sayı : E-16934678-724.01.02-00122309870
Konu : ICS2 ve NCTS Kullanımında Bulgaristan
Gümrük İdaresine ENS Sunulması

T.G.M.D.	
GELEN EVRAK / FAX	
KAYIT NO:	TARİHİ
4128	20.05.2026
İLGİLİSİ :	
İLGİLİSİ :	
İLGİLİSİ :	

DAĞITIM YERLERİNE

- İlgi : a) 18.04.2025 tarihli ve 108376340 sayılı yazımız.
b) 04.08.2025 tarihli ve 112066649 sayılı yazımız.
c) 29.08.2025 tarihli ve 112984435 sayılı yazımız.
d) 02.03.2026 tarihli ve 119512923 sayılı yazımız.
e) 07.05.2026 tarihli ve 121936332 sayılı yazımız.

İlgi (e)'de kayıtlı yazımızda, Avrupa Birliği'nde (AB) devreye alınan İthalat Kontrol Sistemi 2 (ICS2) ve Yeni Bilgisayarlı Transit Sistemi Faz 6'nın (NCTS P6) uygulamaya alınmasına ilişkin olarak Bulgaristan'a tanınan derogasyonun 1 Haziran 2026 tarihi itibarıyla sona ereceği, bu tarih itibarıyla Giriş Özet Beyan (ENS) verilerinin ICS2 üzerinden iletilmesinin zorunlu olacağı bildirilmiş ve ülkemizden AB'ye veya AB üzerinden üçüncü ülkelere sevkiyat gerçekleştiren ekonomik operatörlerce gerekli hazırlıkların tamamlanması gerektiği belirtilmiştir.

Konuya ilişkin olarak Bulgaristan Gümrük İdaresinden alınan ve ilişikte bir örneği gönderilen e-postada, 1 Haziran 2026 sonrası süreç için "Kombine Beyanlar" (Transit beyanı+ENS) özelinde teknik hazırlıkların devam ettiği, bu kapsamda ekonomik operatörlerin Bulgaristan Gümrük İdaresi E-Portalı'na kayıt yaptırılmaları ve ICS2 (STI-STP) Trader Portal üzerinden ENS beyanlarını sunmalarına yönelik teknik talimatların paylaşıldığı görülmektedir. Anılan bildirimde ayrıca, ENS beyanlarının yalnızca taşıyıcılar (carrier) tarafından değil, temsilciler (representative) vasıtasıyla da sunulabileceği hususu açıklığa kavuşturulmuştur.

Bilgilerini ve konuya ilişkin olarak anılan sistemden etkilenmesi muhtemel tüm paydaşların bilgilendirilmesi hususunda gereğini arz/rica ederim.

Hakkı BARUTÇU
Bakan a.
Genel Müdür V.

Ek: ENS Verilerinin Girilmesine İlişkin Adımlar.

Bu belge güvenli elektronik imza ile imzalanmıştır.

Belge Doğrulama Kodu: 7F7E6831-EC88-4F5D-9DFA-B5E7A0FA594A

Adres: Söğütözü Yerleşkesi Söğütözü Mah. 2176. Sk. No:63 06530

Çankaya/ANKARA

Telefon No: 0312 204 75 00 Faks No: 0312 204 75 00

e-Posta: b.sari5@ticaret.gov.tr

İnternet Adresi: www.ticaret.gov.tr

KEP Adresi:

<https://www.turkiye.gov.tr/ticaret-bakanligi-ebys>

Ayrıntılı bilgi için:

Büşra SARI

Ticaret Uzmanı

Telefon No: (0312) 204 98 27



Dağıtım:

T.C. TİCARET
BAKANLIĞI
ULUSLARARASI
ANLAŞMALAR VE
AVRUPA BİRLİĞİ
GENEL MÜDÜRLÜĞÜ

Gereği:

Tarih: 18/05/2026
Sayı: E-16934678-

Türkiye İhracatç

724.01.02-00122309870

Türkiye Odalar

Sistem Kayıt Tarihi:
18/05/2026

Ankara, Bursa, İ

Gümrük Müşavirleri Derneklerine

Lojistik Hizmet

Derneğine

Uluslararası Nakliyeciler Derneğine

Uluslararası Taşımacılık ve Lojistik Hizmet Üretenleri Derneğine

Uluslararası Karayolu İle Yük Taşımacılığı ve Acente Sahipleri Derneğine

Bilgi: İhracat Genel Müdürlüğü
Gümrükler Genel Müdürlüğü

Bu belge güvenli elektronik imza ile imzalanmıştır.

Belge Doğrulama Kodu: 7F7E6831-EC88-4F5D-9DFA-B5E7A0FA594A

<https://www.turkiye.gov.tr/ticaret-bakanligi-ebys>

Adres: Söğütözü Yerleşkesi Söğütözü Mah. 2176. Sk. No:63 06530

Çankaya/ANKARA

Telefon No: 0312 204 75 00 Faks No: 0312 204 75 00

e-Posta: b.sari5@ticaret.gov.tr

İnternet Adresi: www.ticaret.gov.tr

KEP Adresi:

Ayrıntılı bilgi için:

Büşra SARI

Ticaret Uzmanı

Telefon No: (0312) 204 98 27



Dear All,

You can find all related information, factsheets, FAQs, etc. about ICS2 on the European Commission website https://taxation-customs.ec.europa.eu/customs/customs-security/import-control-system-2_en.

Economic operators can submit an Entry Summary Declaration (ENS) to ICS2 via:

- System to System (S2S) - Economic operators must develop their own IT system for this purpose or use the services of an IT Service Provider (ITSP).
- User to System (U2S) - ENS filings can be submitted through the Shared Trader Portal (STP)

In both cases, economic operators must have an EORI number and registration in the national UUM&DS system.

Economic operators WHO have an EORI number issued in Bulgaria can access the STI-STP Trade Portal (STI-STP) via the Electronic Portal of the Bulgarian Customs Administration
<https://ep.customs.bg/eportal/>

If you are not registered on the Electronic Portal of the Bulgarian National Customs Agency, you must complete the following steps:

Registration in the Electronic Portal of the Bulgarian National Customs Agency is carried out in accordance with Order No. ZAM-1495/19.09.2023 of the Director of the National Customs Agency (The Order), published on the E-Portal of the National Customs Agency in the Documents/Current Documents/Registration section. On the basis of the same order, for the exchange of information using electronic data processing means under this order, the person is required to possess a valid qualified electronic signature prior to registration in accordance with the requirements of Regulation (EU) No 910/2014 of the European Parliament and of the Council of 23 July 2014 on electronic identification and authentication services for electronic transactions in the internal market and repealing Directive 1999/93/EC and the Law on Electronic Documents and Electronic Signatures. The qualified electronic signature must be issued by qualified trust service providers in accordance with the eIDAS Regulation from the following Trusted List:
<https://eid.ec.europa.eu/efda/tl-browser/#/screen/home>.

In case you wish to register a legal entity, it is a mandatory condition that the qualified certificate for a qualified electronic signature of the manager/employee of the registered legal entity contains the identification number of the legal entity, according to the national legislation of the respective country on whose behalf information will be submitted electronically, and the identifier of the manager/employee. Mobile and cloud QES, as well as work via mobile devices, are not allowed.

In order to complete the registration of economic operators, after passing the 3rd step of registration, legal entities from third countries (outside the EU) should submit registration

documents issued by the competent authorities of the relevant country, which provide the necessary identification data and current status, issued no later than 6 months before submitting the registration documents. The documents must be drawn up in a manner that meets the legalization requirements arising from the Convention Abolishing the Requirement of Legalization for Foreign Public Documents, drawn up on 5 October 1961 in The Hague, or in accordance with the requirements of existing bilateral legal assistance treaties between the Republic of Bulgaria and the relevant country. In case the documents originating from another country do not have or cannot be provided with an apostille in order to be valid on the territory of the Republic of Bulgaria, they must be certified (legalized) in accordance with the generally accepted practice applied by the Ministry of Foreign Affairs. The hard copy documents for the registered legal entity are submitted to the registry of the National Customs Agency at 47 Georgi S. Rakovski Str., Sofia 1202 in person or by sending them as a registered postal item through a registered or licensed postal operator.

In case the registration is carried out by an authorized person (other than the company manager), registration documents issued by the competent authorities of the respective country, which provide the necessary identification data and current status, issued no later than 6 months before submitting the registration documents, must be submitted again. The documents must be drawn up in a manner that meets the legalization requirements arising from the Convention Abolishing the Requirement of Legalization for Foreign Public Documents, drawn up on October 5, 1961. in The Hague or in accordance with the requirements of existing bilateral legal assistance treaties between the Republic of Bulgaria and the respective country. In case the documents originating from another country do not have or cannot be provided with an apostille in order to be effective on the territory of the Republic of Bulgaria, they must be certified (legalized) in accordance with the generally accepted practice applied by the Ministry of Foreign Affairs. It is mandatory to present a notarized power of attorney in original or a notarized copy of the original, proving that the person is authorized to perform this action. The authorized person must possess a qualified electronic signature of the relevant legal entity (containing the identification number of the legal entity, according to the national legislation of the relevant country) and its personal data.

To gain access to the information systems of the National Customs Agency and the Directorate General for Taxation and Customs Union (DG TAXUD), you need to go through the full IP registration process at <https://ep.customs.bg/eportal/>.

For your convenience, we also provide you with detailed instructions regarding the **registration process** and the next basic steps you need to complete.

Registration is done by going to <https://ep.customs.bg/eportal/> and entering the "Registration" section, which is located in the upper right corner of the page. Once you enter the section, at the bottom you will find the three steps that you need to go through sequentially to register. After each of the steps below, you need to completely close the browser and open it again. The steps for completing the registration are described in detail in the "Guide for External Users" which is located on the E- Portal, in the "Registrations" section.

- "Step 1: Create a User Account" - the address from which you can access step 1 is "<https://ep.customs.bg/eportal/public/index?pageId=29>". Instructions can be found in section 3.2 of the External Users Guide.

- "Step 2: Associating an electronic signature with the user created in step 1", first you need to install the correct driver for your card reader. The address from where you can access step 2 is "<https://ep.customs.bg/eportal/public/index?pageId=29>". Instructions can be found in item 3.3 of the manual for external users. In case the registration in the AM E-Portal is carried out by a foreign person, you need to inform us by email: servicedesk@customs.bg, so that we can send you instructions for the specific registration, as the intervention of a customs officer is required for the signature to be successfully associated. In the request, you must indicate the identifier of the person with whom step 1 was carried out.

- "Step 3: Registration of the person (economic operator)" - the address from which you can access step 3 is "<https://ep.customs.bg/eportal/public/index?pageId=29>". Here you can also add your EORI number, in case you already have one. Instructions can be found in section 3.4 of the manual for external users.


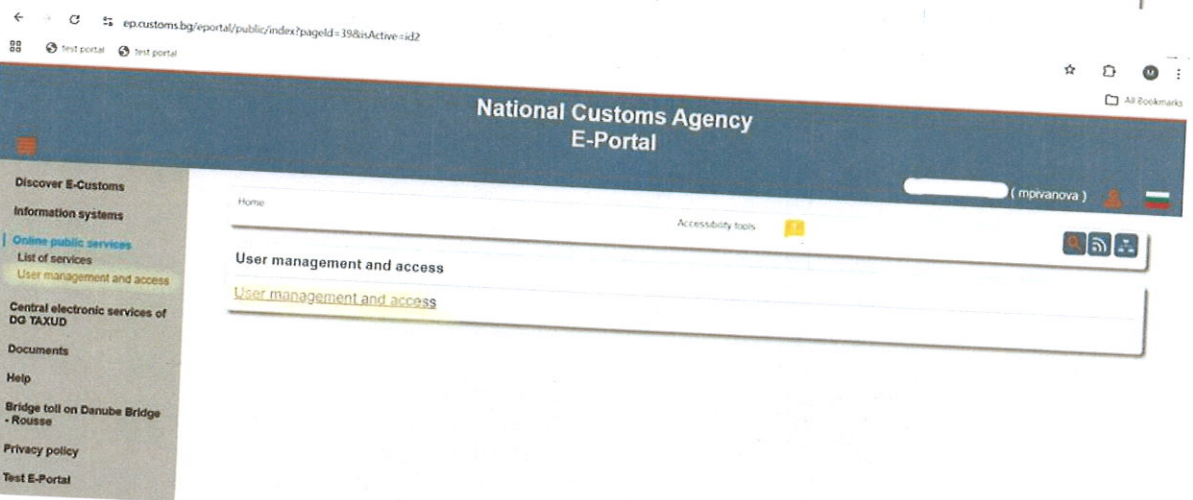
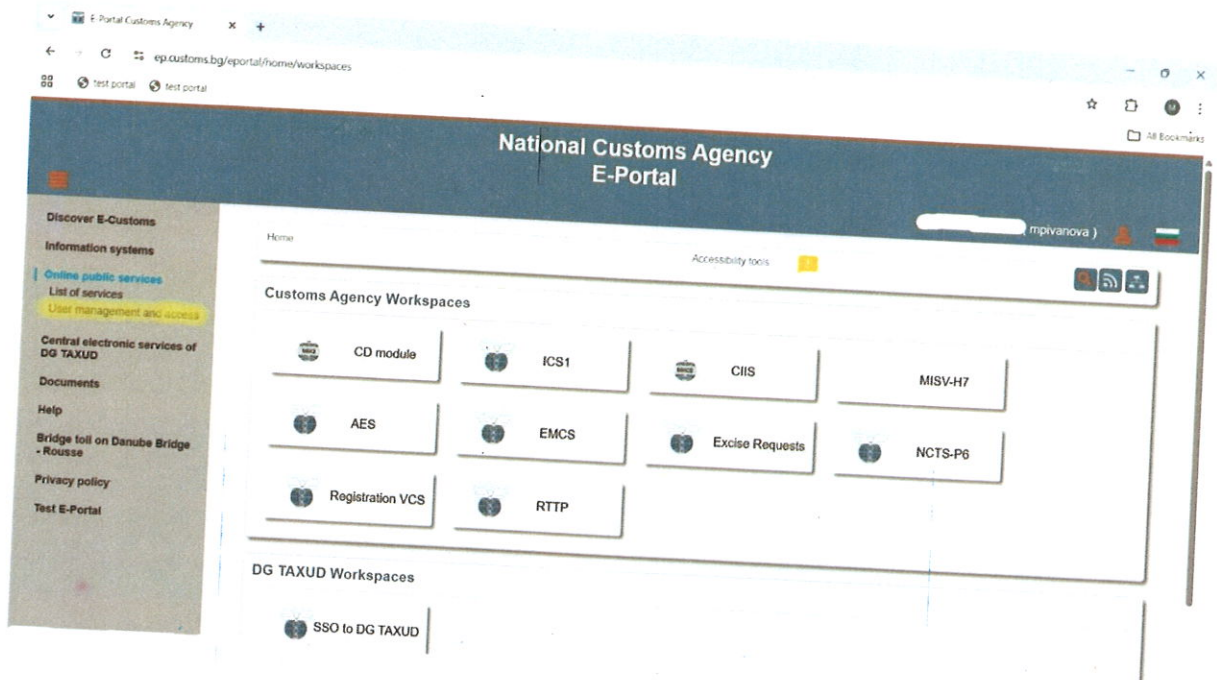
Please note that you cannot register on the National Customs Agency's electronic portal with a cloud-based electronic signature.

In addition, you need to have an electronic signature issued by qualified trust service providers in accordance with the eIDAS Regulation from the following trusted list: <https://webgate.ec.europa.eu/tl-browser/#/>.

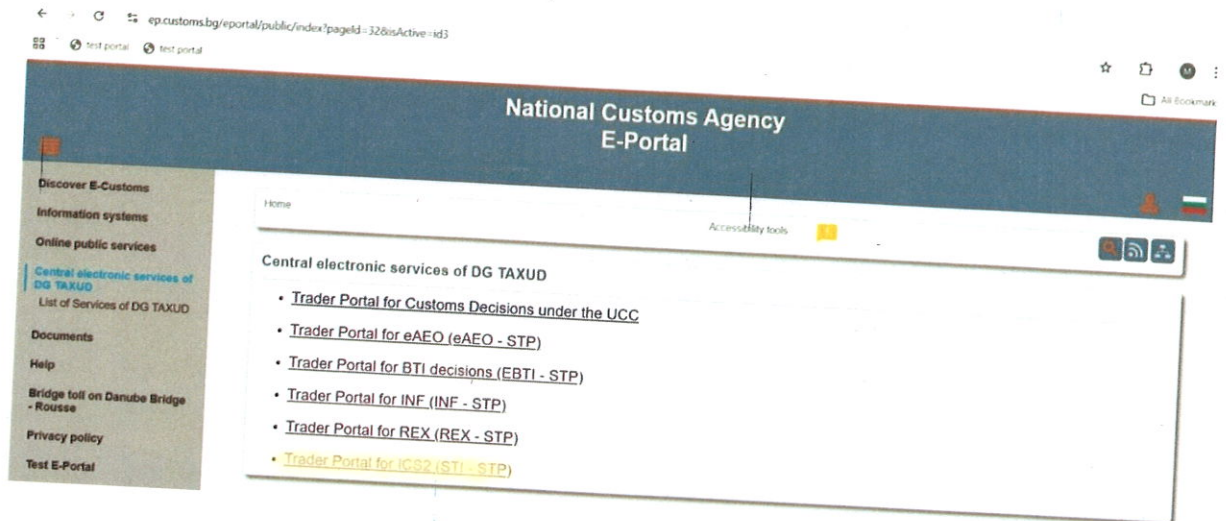
After completing the registration process, to submit ENS to ICS2 traders should apply the following profiles in the first process: 01. Request for access to the systems (national/central EK):

- **STISTP_EXECUTIVE** - Profile for access to U2S to STI-STP for submitting data to ICS2. Can view, enter and submit information to STI-STP
- **STISTP_CONFIGURATOR** - Profile for U2S access to STI-STP for data submission to ICS2. Can configure preferences in STI-STP
- **STISTP_CONSULTATIVE** - Profile for U2S access to STI-STP for submitting data to ICS2. You can consult information in STI-STP
- **STISTP_EXECUTIVE_LIMITED** - U2S access profile to STI-STP for submitting data to ICS2. Can view, enter and submit limited information in STI-STP

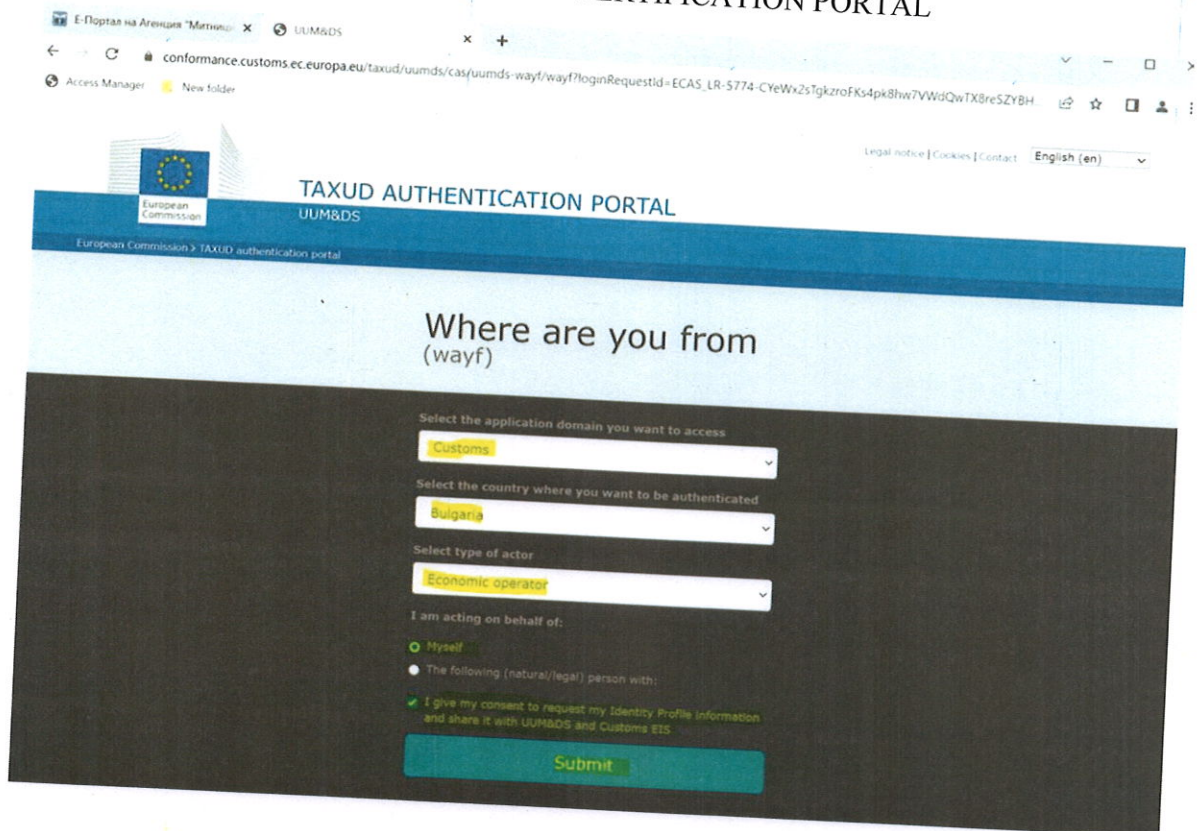
The following screens show the steps for registration and access to STI – STP



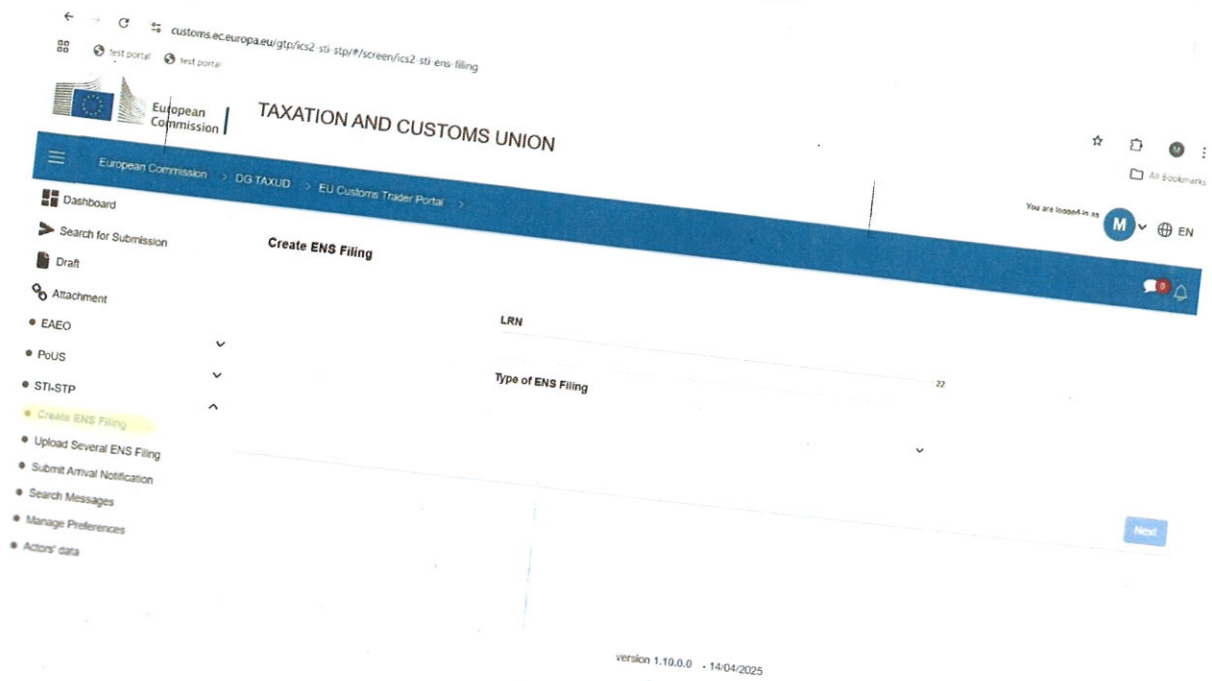
Select "Trader Portal for ICS2 (STI - STP)"



You will then be redirected to the TAXUD CERTIFICATION PORTAL



To create an ENS, you must select "Create ENS Submission"



If you have any additional questions or need assistance, you can register a new request at the Service Desk of the Bulgarian National Customs Agency by sending an email to ServiceDesk@customs.bg.